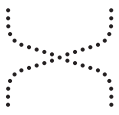



Appendix I



DESIGN STATEMENT



Above
Lunch Hut - concept sketch

New Lunch Hut,
Corndavon / Loch Builg
Invercauld Estate AB34 5TW

Moxon Architects

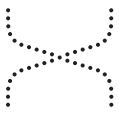
LONDON
201 Great Western Studios
65 Alfred Road
London W2 5EU

Tel +44 (0)20 7034 0088
Fax +44 (0)20 7034 0099

SCOTLAND
Ardoch
Crathie
Aberdeenshire AB35 5UN

Tel +44 (0) 7740 619 798

b.addy@moxonarchitects.com



DESIGN STATEMENT

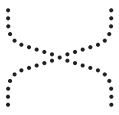


Above: Blackhouse with partially turfed roof

In developing the proposal we have looked to historic antecedents such as Blackhouses, Steadings, Howffs and Bothies.

A blackhouse (Scottish Gaelic: t(a)igh-dubh) is a traditional type of house which used to be common in the Scottish Highlands, the Hebrides, and Ireland.

Characterised by massive masonry walls, cruck framed roof structure & heavy thatch, sometimes surmounted with turf/heather etc.

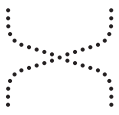


DESIGN STATEMENT



Above: The 'secret' howff on the approach to Beinn a Bhuid

Howffs are ad-hoc shelters of greater or lesser complexity built by (and to accommodate) climbers. Characterised by an informal plan form, usually derived from natural topographic features, and an artless & opportunistic approach to windows, entrances etc.

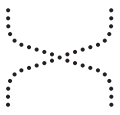


DESIGN STATEMENT



Above: stable at Connachat, Balmoral Estate

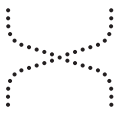
Vernacular outbuildings on Deeside & wider CNPA area characterised by assembly of distinct materials unselfconsciously adapted to accomodate practicalities - resulting in detail quirks such as door head on this small steading.



DESIGN STATEMENT




Above: The Fog House, Invercauld

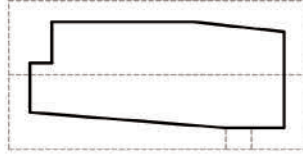


DESIGN STATEMENT

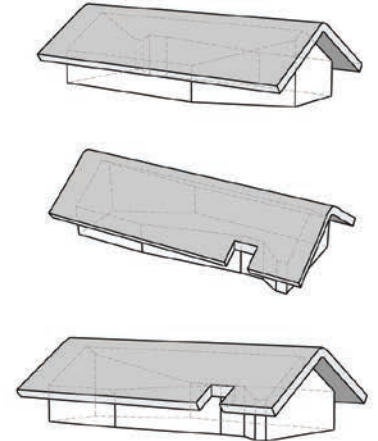
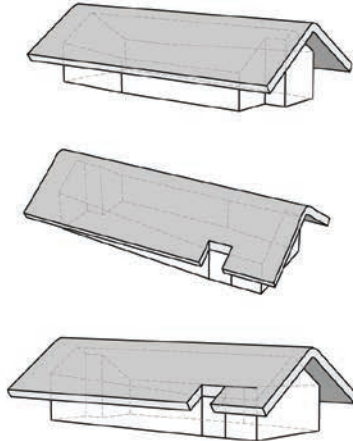
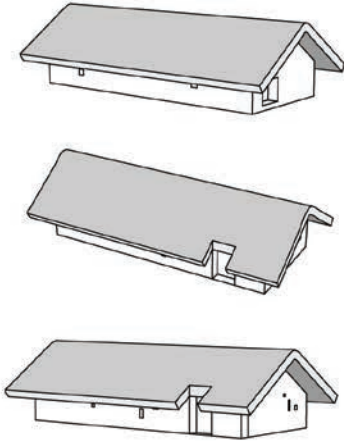
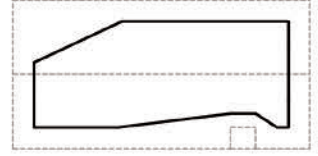
01



02

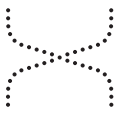


03



Above: Design Development

The above image shows ideas for regular roof plan married to an irregular wall plan.

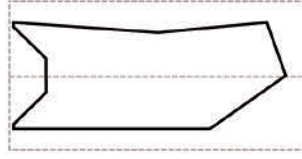


DESIGN STATEMENT

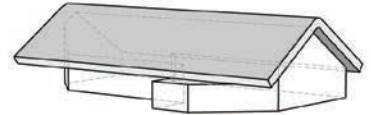
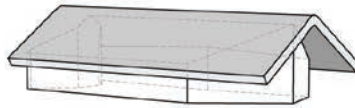
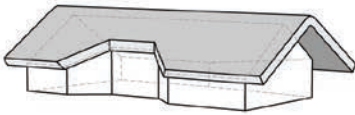
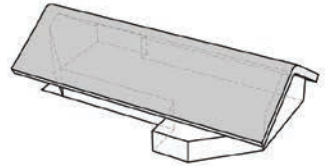
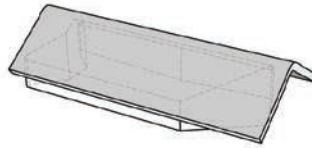
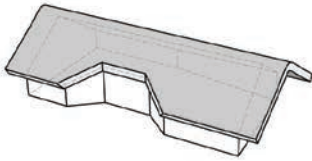
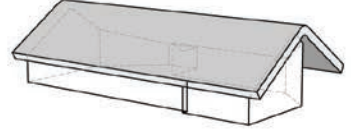
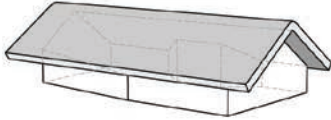
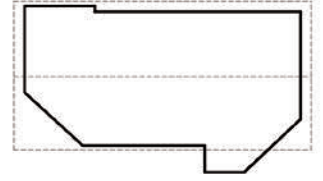
04



05

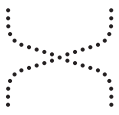


06



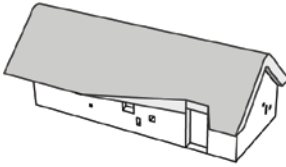
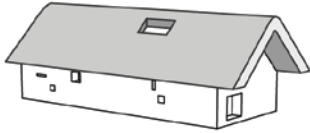
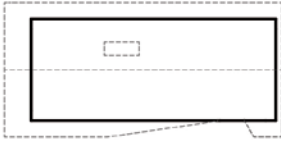
Above: Design Development

The above image shows ideas for regular roof plan married to an irregular wall plan.

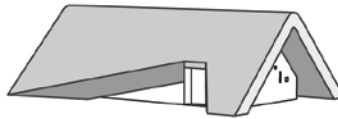
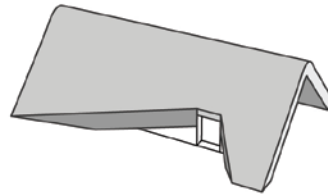
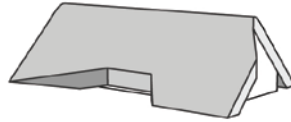
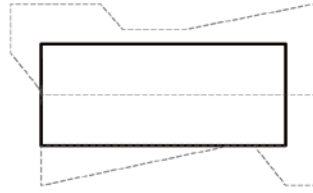


DESIGN STATEMENT

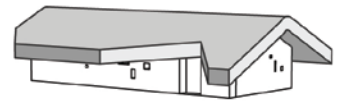
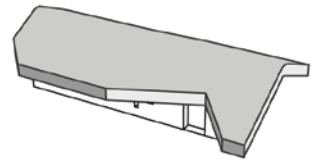
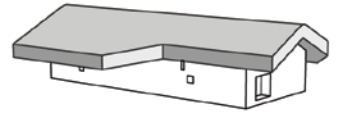
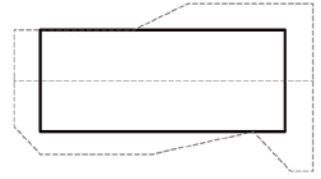
01



02

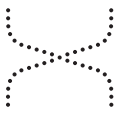


03



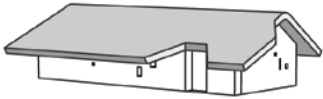
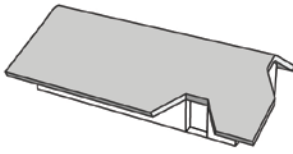
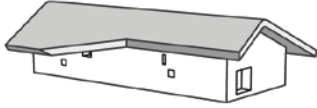
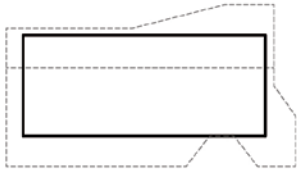
Above: Design Development

Ideas for an irregular roof plan married to a regular wall plan

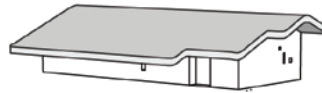
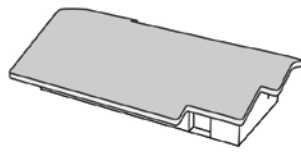
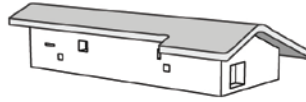


DESIGN STATEMENT

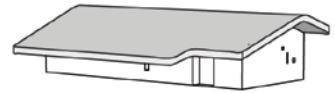
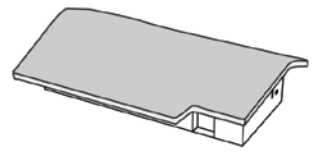
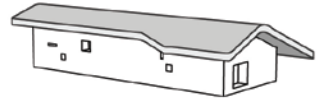
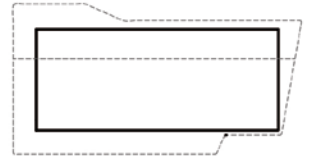
04



05

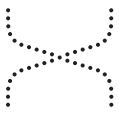


06

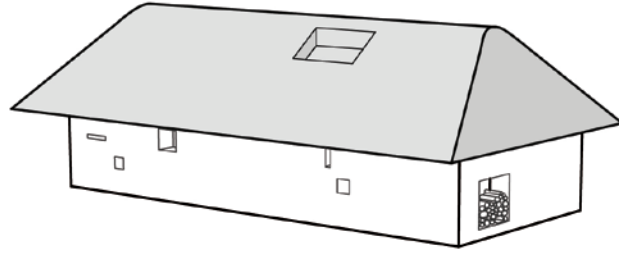


Above: Design Development

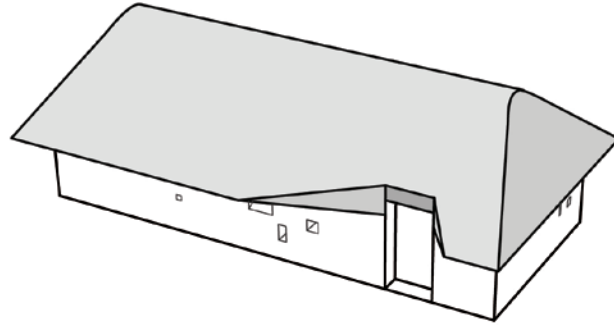
Ideas for an irregular roof plan married to a regular wall plan [continued]



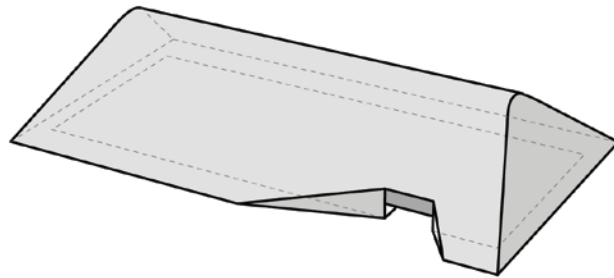
DESIGN STATEMENT



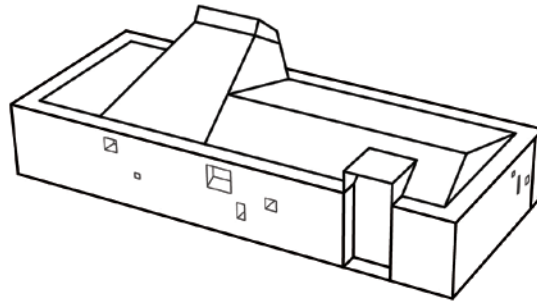
PERSPECTIVE 01



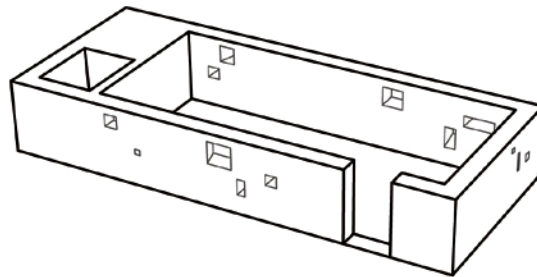
PERSPECTIVE 02



ROOF



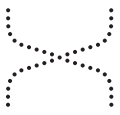
CEILING





WALL & WINDOWS

Above: Design Development

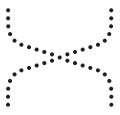
regular plan form and regular roof form - using the blackhouse typology?




DESIGN STATEMENT



The chosen approach to the design - combining a 'thick' planted roof with a stepped plan and informally placed windows

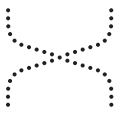


DESIGN STATEMENT




roof as extension of surrounding topography, stepping to admit light / follow the plan form of the walls below



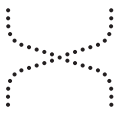


DESIGN STATEMENT

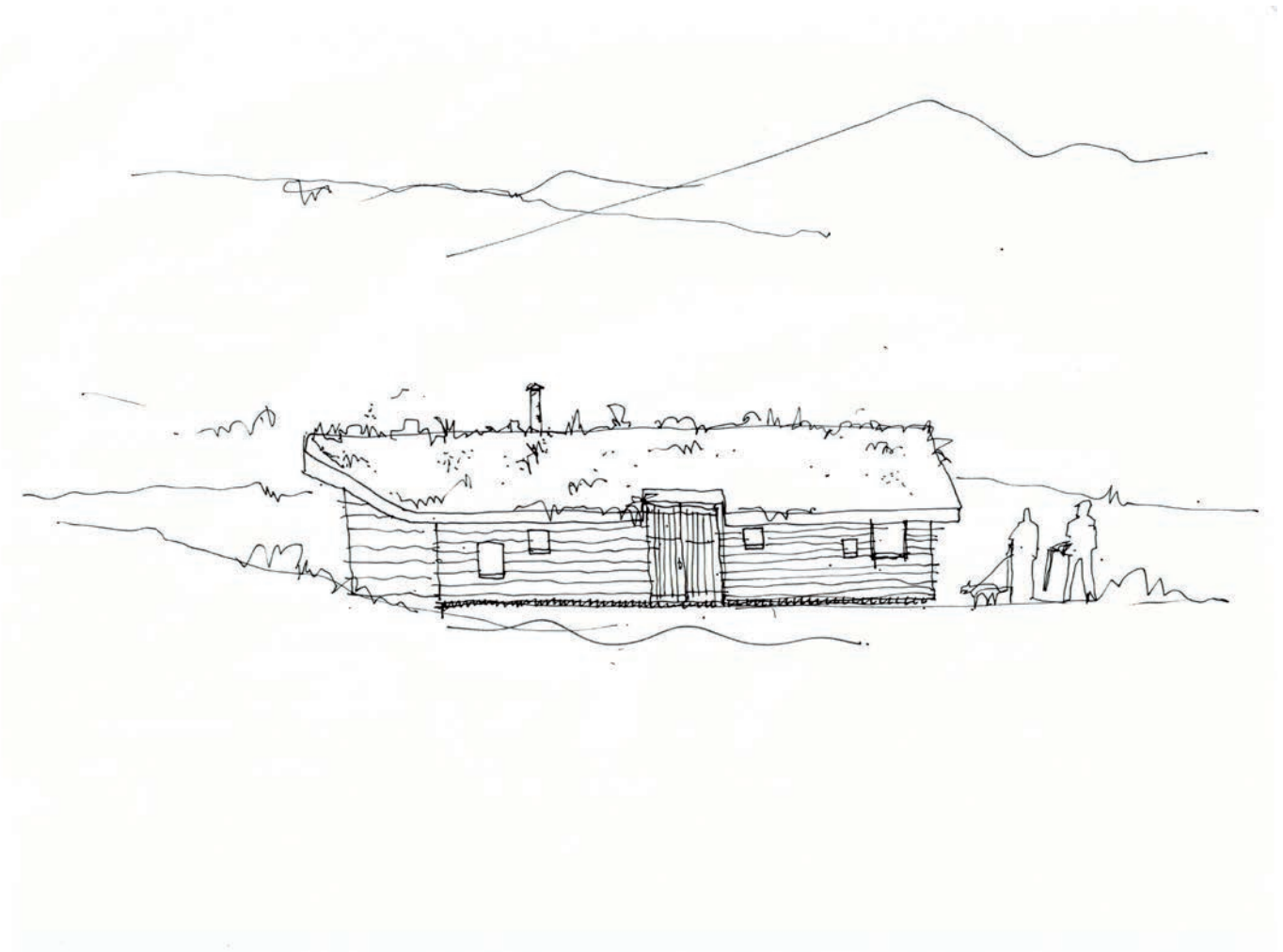


The eaves level is brought as low as possible so the roof becomes dominant feature of building, but planted with identical species to surrounding moor to dramatically soften the visual impact of the structure as compared to the current permitted scheme.

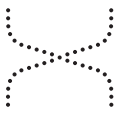





DESIGN STATEMENT



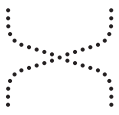
The building is invisible from many directions, or otherwise deceptively small in appearance - timber clad walls recede beneath the large overhanging eaves.



DESIGN STATEMENT



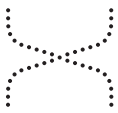
Large windows will be prohibitively expensive [and would require substantial frames to withstand wind forces] - instead areas of glazing would be provided through a playful composition of fixed double glazed units built into the fabric of the walls.



DESIGN STATEMENT



Paradoxically a playful / informal layout of windows has required careful iterative development in order to get it looking right.



DESIGN STATEMENT

Ben Addy

From: Katherine Donnachie <katherinedonnachie@cairngorms.co.uk>
Sent: 07 January 2014 16:46
To: 'Ben Addy'
Subject: 2013/0017/DET : Invercauld Lunch Hut, Glen Gairn

Dear Ben

I refer to our meeting this afternoon regarding the above. As discussed in general terms I would welcome the suggestion of a revised design which set out to reflect the surrounding landscape, using for example turf roof, shingle walls and randomly set windows with a curving feel to the roof. I would be happy to comment further on any initial sketches and from what we discussed it would seem that this may be a material change to the original application requiring submission of a fresh application for consideration. Such an application should be accompanied by suitable environmental information (otter survey etc) as per the original case.

I hope these brief comments together with the copy of our Landscape Advisor's original comments are of some assistance to you meantime and I look forward to hearing from you in due course once you have further considered options. As discussed there may be some ideas on our website relating to our design awards of interest on this link below

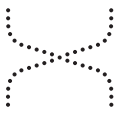
<http://cairngorms.co.uk/park-authority/planning/design/>

Please be advised these are initial informal comments only, made without prejudice to the full and proper consideration of any application submitted

Yours sincerely

Katherine Donnachie

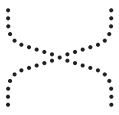
feedback from CNPA planner following meeting in Granttown on Spey 7th January 2014



DESIGN STATEMENT

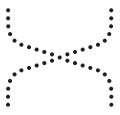


images developed subsequent to CNPA meeting



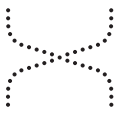
DESIGN STATEMENT





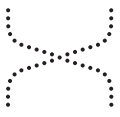
DESIGN STATEMENT






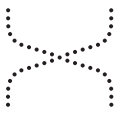
DESIGN STATEMENT





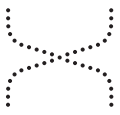
DESIGN STATEMENT







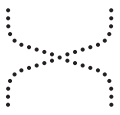
DESIGN STATEMENT






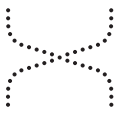
DESIGN STATEMENT






DESIGN STATEMENT






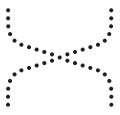
DESIGN STATEMENT





DESIGN STATEMENT





DESIGN STATEMENT

